

## Convect-Rite® 3 INSIGHT Docking Stations

Models: CRNDS4, CRNDS0, and CRNDS1  
For use with Convect-Rite carts

Rethermalize or boost meals with Convect-Rite® 3 INSIGHT docking stations. Program it to start automatically, or begin the heating process manually by simply using the touchscreen. Convect-Rite 3 INSIGHT's optional monitoring system puts safety and consistency at the forefront of cook-chill retherm and cook-serve boost meal management and delivery.

Convect-Rite 3 INSIGHT is easy to use! Put plated meals or steam pans into special Convect-Rite carts that are designed to pair with the docking stations. Once connected, the docking stations provide complete control of consistently convected refrigeration and heat for your meals.

The automatic programming feature starts heating meals before meal service on your schedule, so your food – both hot and cold – will arrive at just the right temperatures. When the heating process is complete, just disengage the insulated Convect-Rite carts from the docking stations, and you're ready to serve!

Convect-Rite 3 INSIGHT gives you flexibility and simplicity of operation, while enhancing food quality, presentation, and the ability to significantly expand your menu choices. It's the best system in the industry!

### Options:

- ClearLink Remote Access System.
- 10' (3m) cord and plug.<sup>4</sup>
- Seismic anchoring package.



**BEST TEMPERATURE  
PERFORMANCE IN  
THE INDUSTRY!**



**Take control of mealtime with our new ClearTouch controller**  
From meal-schedule timing to system programming, it provides you with maximum levels of flexibility and precision control.



Model CR3NDS4 dock shown with CR3C20 cart.



**New!** Convect-Rite® 3 INSIGHT's auto-docking feature provides motorized cart-to-dock pairing and tighter sealing.

### Effortless automatic docking feature

Docking a cart has never been easier! Our new Convect-Rite automatic docking feature gives you fast and easy cart-to-dock pairing. The motorized mechanism senses the Convect-Rite® cart and automatically pairs it with the docking station, providing consistent, tighter, worry-free cart-dock sealing.

When it's time to serve patient meals, a single-touch releases the cart. Convect-Rite makes docking and undocking carts so easy, it's virtually effortless!

Standard Features			
Design/Construction	Performance	Ease of Use	Installation/Serviceability
For cook-chill retherm and cook-serve boost applications for individual meals or bulk food.	<b>Patented convection air-flow technology</b> provides directed air at every tray level.	Simple, easy-to-understand <b>touchscreen controller</b> . Programming capabilities provide maximum flexibility for changing meal types and schedules.	ClearTouch controller includes descriptive, actionable alarms, diagnostics and help screens.
ClearTouch color <b>touchscreen controller</b> sets the standard for easy-to-use intuitive control, with multi-level password protection to prevent unauthorized access.	Fully insulated divided hot and cold cart chambers; high-performance insulation resists temperature migration.	Convect-Rite cart docking system effortlessly pairs Convect-Rite carts with the docking station; a single-touch releases the cart when it's time to serve patient meals.	Front and side assemblies are easy to remove for servicing hot side blowers, heaters, refrigeration coils and controller.
Welded stainless steel frame and base with polymer top and side panels.	Tray cart chamber design has gravity-activated Auto-Therm™ seals when no tray is in use.	Optional <b>ClearLink Remote Access System</b> provides real-time system status, remote programming, historical data and alert notifications.	Top is easy to remove and handle for maintenance and serviceability of the condensing system and controller.
Air-cooled, water-cooled and remote refrigeration systems are available. <i>R448A refrigerant (CFC free).</i>	<b>Convect-Rite motorized docking</b> mechanism consistently provides tighter cart-to-dock sealing.	Docking stations are easy to clean, sanitize and maintain. Controller includes maintenance reminders as well as diagnostic and help screens.	Mobile base design makes the docking station easy to install, service and move, and no wall mounting is required.

# Convect-Rite® 3 INSIGHT Docking Stations

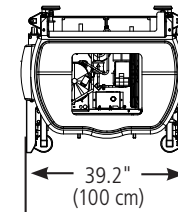
Models: CRNDS4, CRNDS0, and CRNDS1 | For use with Convect-Rite® carts

Description	Convect-Rite 3® INSIGHT Docking Station Model Number and Features								
	CRNDS40 Mini	CRNDS41 Mini	CRNDS42 Mini	CRNDS00 Junior	CRNDS01 Junior	CRNDS02 Junior	CRNDS10 Senior	CRNDS11 Senior	CRNDS12 Senior
Meal capacity	20/24	20/24	20/24	24	24	24	26/30	26/30	26/30
Refrigeration	Air-cooled; self-contained	Water-cooled <sup>1</sup> ; self-contained	Remote <sup>2</sup>	Air-cooled; self-contained	Water-cooled <sup>1</sup> ; self-contained	Remote <sup>2</sup>	Air-cooled; self-contained	Water-cooled <sup>1</sup> ; self-contained	Remote <sup>2</sup>
Electrical requirements <sup>3</sup>	208v/30A/3ph/4wire	208v/30A/3ph/4wire	208v/30A/3ph/4wire	208v/30A/3ph/4wire	208v/30A/3ph/4wire	208v/30A/3ph/4wire	208v/30A/3ph/4wire <sup>4</sup>	208v/30A/3ph/4wire <sup>4</sup>	208v/30A/3ph/4wire
MaxFull load amps	24 amps	24 amps	22 amps	24 amps	24 amps	22 amps	28 amps	27 amps	22 amps
Width	39.2" (100 cm)	39.2" (100 cm)	39.2" (100 cm)	39.2" (100 cm)	39.2" (100 cm)	39.2" (100 cm)	39.2" (100 cm)	39.2" (100 cm)	39.2" (100 cm)
Depth (off wall)	33.5" (85 cm)	33.5" (85 cm)	33.5" (85 cm)	33.5" (85 cm)	33.5" (85 cm)	33.5" (85 cm)	33.5" (85 cm)	33.5" (85 cm)	33.5" (85 cm)
Height	73.5" (187 cm)	73.5" (187 cm)	73.5" (187 cm)	77.3" (197 cm)	77.3" (197 cm)	77.3" (197 cm)	81.8" (208 cm)	81.8" (208 cm)	81.8" (208 cm)
Shipping weight	450 lbs. (204 kg)	450 lbs. (204 kg)	365 lbs. (166 kg)	550 lbs. (249 kg)	550 lbs. (249 kg)	465 lbs. (211 kg)	593 lbs. (267 kg)	593 lbs. (269 kg)	508 lbs. (230 kg)

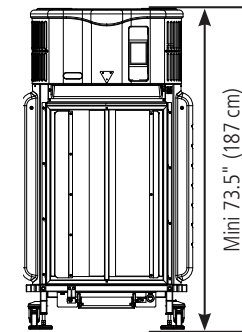
**Notes:**

- <sup>1</sup> Refer to User Manual for water connection information by model.
- <sup>2</sup> Refer to remote condensing unit chart for condensing unit information.
- <sup>3</sup> Maximum circuit breaker size 30 amps; minimum disconnect size 30 amps; minimum wire size 10 AWG. Standard product is provided with a 7' (2 m) cord with pigtail for hard wiring.
- <sup>4</sup> For use with optional cord and plug set; Senior air- and water-cooled models require 50-amp service; standard 30-amp for all other models.

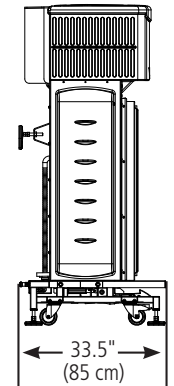
### ClearTouch Touchscreen Controller



Plan View



Front Elevation



Side Elevation

REQUIRED for Remote Air-Cooled Condensing Units Only				
Model Number	For Use With:	Description of Remote	Electrical Requirements	Docking Stations Unit Can Operate
<input type="checkbox"/> SRC1	20/24	Single remote	208v/3ph/60	1
<input type="checkbox"/> SRC13	26/30	Single remote	208v/3ph/60	1
<input type="checkbox"/> DRC1	20/24; 26/30	Double remote	208v/3ph/60	2
<input type="checkbox"/> TRC1	20/24; 26/30	Triple remote	208v/3ph/60	3

**Remote condenser options:**

- Poly-coated condenser fins
- 460v for double or triple remote condensers

